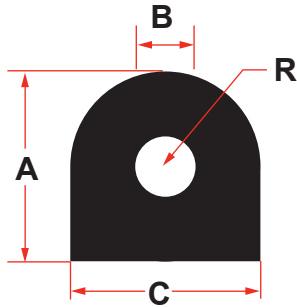




FENDERS

ROUND BORE



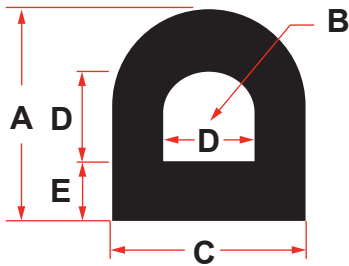
DIMENSIONS (INCHES) WEIGHTS (LBS./FT)

A	B	C	R	WT*
6	2-1/2	5	2-1/2	11.5
8	3	8	4	25.5
10	3	8	4	34.5
10	4	10	5	39.0
10	4	12	6	46.0
12	5	12	6	55.0
14	6	14	7	75.0
14	3	18	7	104.0

DIMENSIONS (MM) WEIGHTS (KG/METER)

A	B	C	R	WT*
152	64	127	64	17.1
203	76	203	102	37.9
254	76	203	102	51.3
254	102	254	127	58.0
254	102	305	152	68.4
305	127	305	152	81.8
356	152	356	178	112.0
356	76	457	178	155.0

D-SHAPED BORE



DIMENSIONS (INCHES) WEIGHTS (LBS./FT)

A	B	C	D	E	WT*
6	3	6	3	1-1/2	12.5
8	4	8	4	2	22.0
10	5	10	5	2-1/2	34.0
12	6	12	6	3	49.0
14	7	14	7	3-1/2	66.0
16	8	16	8	4	86.0
18	9	18	9	4-1/2	109.0
20	10	20	10	5	135.0

DIMENSIONS (MM) WEIGHTS (KG/METER)

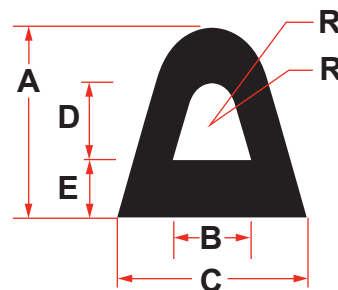
A	B	C	D	E	WT*
152	76	152	79	38	18.6
203	101	203	101	51	32.7
254	127	254	127	64	50.6
305	152	305	152	76	72.9
356	178	356	178	89	98.2
406	203	406	203	102	128.0
457	229	457	229	114	162.2
508	254	508	254	127	200.9

"D" FENDERS TAPERED SIDES

DIMENSIONS (INCHES) WEIGHTS (LBS./FT)

A	B	C	D	E	BR	OR	WT*
3-3/4	2	4-1/2	2-1/4	3/4	1-1/4	3/4	5.0
6	2-7/8	6-3/4	3	1-1/2	2-3/8	7/8	12.5

A	B	C	D	E	BR	OR	WT*
95	51	114	57	19	32	19	7.4
152	73	171	76	38	60	22	18.6



Tolerances:
 ± 4% on faces
 ± 8% on bore
 ± 1% on length
 or 1/2"